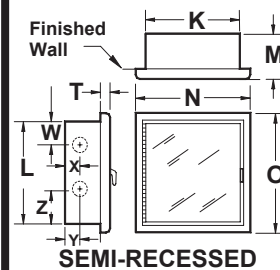
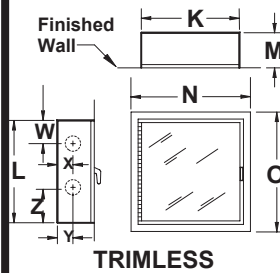
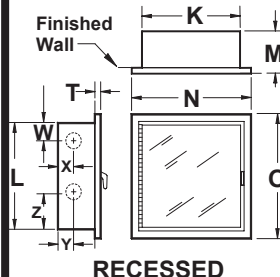
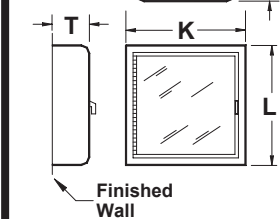


1800 SERIES VALVE CABINETS

REGULARLY FURNISHED: 22 ga. box; 20 ga. tubular steel door with 20 ga. frame and a continuous steel hinge. All components are powder-coated with an electrostatically-applied, thermally-fused, recoatable white polyester finish. All glass door styles provided with clear tempered safety glass. Wall mounting and size of cabinet as selected by model number.



18 ga. Steel Box
Furnished less
Knockouts



1810 SERIES

FOR USE WITH:

- **2-1/2" FIRE DEPT. VALVE***
To accommodate a single, 2-1/2" fire dept valve with cap and chain.

*For valve, cap & chain and reducer, specify 10" deep box



1830 SERIES

FOR USE WITH:

- **2-1/2" PRESSURE REGULATING VALVE**
To accommodate a single, 2-1/2" 4005-4038 pressure regulating fire dept valve with cap and chain. This cabinet may be used with other valves when spanner clearance is a factor, or when a 2-1/2" X 1-1/2" adapter is required.



Model No.	Wall Mounting	Inside Box Dimensions			Overall Frame		Wall Opening Required			Trim T	Inlet Location				ADA
		K	L	M	N	O	W	H	D		W	X	Y	Z	
✓ 1810	Recessed	18	18	8	21 3/4	21 3/4	19	19	8 1/2	5/8	4	4	4	9	Yes
1811	Trimless	18	18	8 1/4	21	21	19	19	9 1/4	-	4	4	4	9	Yes
1812	Semi-Recessed	18	18	8	21 1/2	21 1/2	19	19	6 1/2	2	4	4	4	9	Yes
1815	Surface	20	20	9 1/4	-	-	-	-	-	-	-	-	-	-	No
1830	Recessed	24	24	10	27 3/4	27 3/4	25	25	10 1/2	5/8	12	4 3/4	-	-	Yes
1831	Trimless	24	24	10 3/4	27	27	25	25	11 1/4	-	12	4 3/4	-	-	Yes
1832	Semi-Recessed	24	24	10	27 3/4	27 3/4	25	25	8 1/2	2	12	4 3/4	-	-	Yes
1835	Surface	26	26	11 1/4	-	-	-	-	-	-	-	-	-	-	No

ALL DIMENSIONS ARE IN INCHES UNLESS OTHERWISE NOTED

OPTIONAL DOOR & FRAME MATERIAL

- (AL-) **ALUMINUM:** Clear anodized finish
- (SS-) **STAINLESS STEEL:** No. 304 stainless, with No. 4 finish.
- (PB-) **BRASS:** Polished finish
- (BZ-) **BRONZE:** Call for options

OPTIONAL FINISHES

- (AL-) **ALUMINUM:** Duranodic finish (specify)
 - Light Medium Dark
- (SS6-) **STAINLESS STEEL:** Finish as specified
 - No. 304 stainless, with No. 6 dull satin finish
 - No. 304 stainless, with No. 8 mirror finish
- (-RED) **RED Powder-Coat**
- Custom Colors (specify)

CABINET MODIFICATIONS

- Dana Type: Frameless, Concealed-Hinge Construction
- (-HF) Horizontal Fold Cabinet
- (-DP) Duplex Cabinet

DOOR STYLES

- Full Glass, w/Tempered Safety Glass -A
- Full Glass, w/Lock & Break Rite® Handle -B
- Duo-Panel w/Tempered Safety Glass -D
- Duo-Vertical Panel w/Tempered Safety Glass -DV
- Duo-Vertical Panel w/ Lock, TSG & Break Rite® Handle -DV-L
- Tempered Safety Glass (25 sq. in.) w/Break Rite® Handle -E
- Flush Solid Metal -F
- Flush Solid Metal w/ Lock -FS
- Inset Panel -J
- Optional inserts for glass-style doors (specify)

All Glass Door Styles Provided With Clear Tempered Safety Glass, In Compliance With ANSI#Z97.1-1984

NOTE: Door Styles -A, -D, -DV, -F, & -J provided w/lever handle/cam latch.

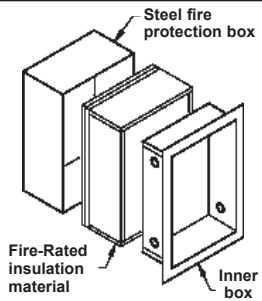
Job Name: _____
 Architect/Contractor: _____
 Rep: _____
 Page: _____ of _____

DATE:
August 2009



MODEL NUMBER
1810-1835

FIRE RATED • UL CLASSIFIED 7N43 FRC1800 SERIES VALVE CABINETS



REGULARLY FURNISHED: CLASSIFIED BY UNDERWRITERS LABORATORIES INC. for use in the through penetration firestop systems. The applicable rating information is listed at 2 hours for flame, temperature, and/or hose stream. A 20ga. Box, with knock out provision in inner box; (penetration of fire protection box, to accommodate piping, and the restoration of fire stop around penetration, shall be completed by installing contractor). 20 ga. tubular steel door with 18 ga. frame and a continuous steel hinge. All components are powder-coated with an electrostatically-applied, thermally-fused, recoatable white polyester finish. All glass door styles provided with clear tempered safety glass. Wall mounting and size of cabinet as selected by model number.

FRC1810 SERIES



FOR USE WITH:

- 2-1/2" FIRE DEPT. VALVE*
To accommodate a single, 2-1/2" fire dept valve with cap and chain.

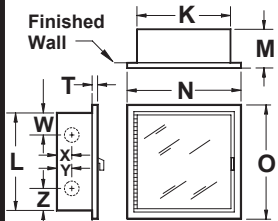
*For valve, cap & chain and reducer, specify 10" deep box

FRC1830 SERIES

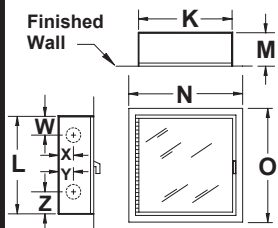


FOR USE WITH:

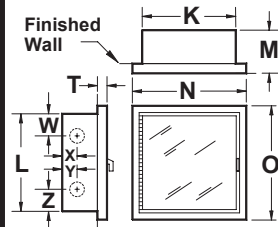
- 2-1/2" PRESSURE REGULATING VALVE
To accommodate a single, 2-1/2" 4005-4038 pressure regulating fire dept valve with cap and chain. This cabinet may be used with other valves when spanner clearance is a factor, or when a 2-1/2" X 1-1/2" adapter is required.



RECESSED



TRIMLESS



SEMI-RECESSED

NOTE: Fire-Rated Surface-Mounted cabinets are not offered because there is no penetration of the wall.

Job Name: _____

Architect/Contractor: _____

Rep: _____

Page: _____ of _____

DATE:
August 2009

Model No.	Wall Mounting	Inside Box Dimensions			Overall Frame		Wall Opening Required			Trim	Inner box Inlet Location			
		K	L	M	N	O	W I D T H	H E I G H T	D E P T H		T	W	X	Y
1810	Recessed	18	18	8	21 ³ / ₄	21 ³ / ₄	20 ¹ / ₄	20	9 ¹ / ₈	5 ⁵ / ₈	4	4	4	9
1811	Trimless	18	18	8	21	21	20 ¹ / ₄	20	10 ¹ / ₂	-	4	4	4	9
1812	Semi-Recessed	18	18	8	21 ¹ / ₂	21 ¹ / ₂	20 ¹ / ₄	20	7 ³ / ₄	2	4	4	4	9
1830	Recessed	24	24	10	27 ³ / ₄	27 ³ / ₄	26 ¹ / ₄	26	11 ¹ / ₈	5 ⁵ / ₈	12	4 ³ / ₄	-	-
1831	Trimless	24	24	10	27	27	26 ¹ / ₄	26	12 ¹ / ₂	-	12	4 ³ / ₄	-	-
1832	Semi-Recessed	24	24	10	27 ³ / ₄	27 ³ / ₄	26 ¹ / ₄	26	9 ³ / ₄	2	12	4 ³ / ₄	-	-

ALL DIMENSIONS ARE IN INCHES UNLESS NOTED OTHERWISE

OPTIONAL DOOR & FRAME MATERIAL

- (AL-) **ALUMINUM:** Clear anodized finish
- (SS-) **STAINLESS STEEL:** No. 304 stainless, with No. 4 finish.
- (PB-) **BRASS:** Polished finish
- (BZ-) **BRONZE:** Call for options

CABINET MODIFICATIONS

- Dana Type: Frameless, Concealed-Hinge Construction
- (-HF) Horizontal Fold Cabinet
- (-DP) Duplex Cabinet

DOOR STYLES

- Full Glass, w/Tempered Safety Glass -A
- Full Glass, w/Lock & Break Rite® Handle -B
- Duo-Panel w/Tempered Safety Glass -D
- Duo-Vertical Panel w/Tempered Safety Glass -DV
- Duo-Vertical Panel w/ Lock, TSG & Break Rite® Handle -DVL
- Tempered Safety Glass (25 sq. in.) w/Break Rite® Handle -E
- Flush Solid Metal -F
- Flush Solid Metal w/ Lock -FS
- Inset Panel -J
- Optional inserts for glass-style doors (specify)

OPTIONAL FINISHES

- (AL-) **ALUMINUM:** Duranodic finish (specify)
 - Light Medium Dark
- (SS6-) **STAINLESS STEEL:** Finish as specified
 - No. 304 stainless, with No. 6 dull satin finish
 - No. 304 stainless, with No.8 mirror finish
- (-RED) **RED Powder-Coat**
- Custom Colors (specify)

All Glass Door Styles Provided With Clear Tempered Safety Glass, In Compliance With ANSI#Z97.1-1984

NOTE: Door Styles -A, -D, -DV, -F, & -J provided w/lever handle/cam latch.

MEMBERS:



MODEL NUMBER
FRC1810-FRC1835